

This summer...
BE AN INCREDIBLE READER



TVS Lower School
Summer Reading Challenge
2018

* At TVS, summer reading is required, and it is a lot of fun!

Entering **1st** grade

YOUR NAME:



Welcome to the TVS Lower School Summer Reading Challenge!

Summer Reading is a requirement for all TVS students in grades k-12.

The LS Summer Reading Challenge:

- **INTRODUCES BOOKS THAT ARE JUST RIGHT FOR YOUR GRADE AND AGE;**
- **KEEPS YOUR MIND THINKING;**
- **MAKES SUMMER READING FUN!**

The LS Summer Reading Challenge



How-To List

- 1. Read from each of the required book sections, including the Family Book Club requirement.**
 - Choose books you have not read before.
- 2. Complete one (1) Creativity Project.**
 - You will share this with your class.
 - The entire LS will see your project during our Showcase Tour.
- 3. Complete the Book Survey.**
 - Fill out the survey after you read all your books.
- 4. Send a picture for our Reading Wall of Fame.**
 - This is a very important part of our challenge!
- 5. Optional Challenges**
 - You earn additional raffle tickets for any (or all) of these fun challenges - if you want to!

This booklet and your creativity project are due to your classroom teacher by:

Friday, SEPTEMBER 7th


* Make sure your name is on everything!

Step 1: Book Selections for 1st grade

* Required

Read at least 2 of these books this summer.

- You can always read more!
- ALL books may be read with an adult.
- Choose books you haven't read.** Then if you want to, you can reread books you've already enjoyed!





ANY book in the Young Cam Jansen series By David Adler	Z is for Moose By Kelly Bingham	Ninja By Aree Chung	Firebird By Misty Copeland	Little Elliot Big City By Mike Curato
ANY book in the Mercy Watson series By Kate DiCamillo	Pigs to the Rescue By John Himmelman	ANY book in the Library Mouse series By Daniel Kirk	Frog and Toad All Year By Arnold Lobel	Pirates Don't Change Diapers By Melinda Long
Mrs. Watson Wants Your Teeth By Alison McGhee	Moo Moo in a Tutu By Tim Miller	Officer Buckle and Gloria By Peggy Rathman	ANY book in the Mr. Putter and Tabby series By Cynthia Rylant	ANY book in the High-Rise Private Eyes series By Cynthia Rylant
Joseph Had a Little Overcoat By Simms Taback	Good Night, Good Knight By Shelly Moore Thomas	Chester By Melanie Watt	Penguin on Vacation By Salina Yoon	A Unicorn Named Sparkle By Amy Young

INCREDIBLE READERS

Step 1: Family Book Club (F.B.C.)

* Required

Read **BOTH** of these books together as a family in your own Family Book Club:



- SuperHero School** by Aaron Reynolds
- Mr. Popper's Penguins** by Richard and Florence Atwater

Explanation of this requirement:

- The Family Book Club is for families to sit and read together. It includes parents, children, even pets!
- Many studies show numerous benefits of families reading a book together.
- Plus, reading together is fun!
- So, read and share these books together!
- Then submit a photo of your INCREDIBLE Family Book Club!



Step 2: Creativity Project

Required = 1 project



PROJECTS ARE REQUIRED:

Complete one (1) creativity challenge to highlight a book you read from this list.

Choose a project idea from the list of suggestions **OR** you may come up with your own idea.

IMPORTANT NOTE ABOUT GROUP PROJECTS:

This project shows your personal creative connection to one of the books you read from the list.

The project **you turn in** should not be one you did in a group where everyone did the same thing using the same book.

However, a "Project Work Day" where friends bring their supplies and get together at the same time to work on their different projects is a great idea!

DUE DATE:

Projects and this packet are due to your teacher by:

Friday, September 7th

Step 2: Creativity Project

A Few Possible Ideas

Poster or Painting

Design a poster or a painting that shows something important about your book.

Diorama

Create a shoebox diorama to show an important moment in your book.

Character Backpack

Create a backpack containing objects or pictures that represent the things that are important to a character from the book you chose.

Lego Land

Use Legos to build a display that shows an important place, person, or event in your book.

Models

Build a 3-D model of something from your book. You could use any kind of material you want: clay, playdoh, recycled trash!

What else can you think of?

Plan your own creativity project!

Make sure to include:

The book title, author, and your name!

Step 3: Book Survey

* Required

How many books did you read from this list?

Which book would you tell a friend to read?

What did your family enjoy about the Family Book Club?

What did you like about summer reading?

Step 4: Reading Wall of Fame

* Required



Show off your **iNCREIBLE**
Family of Readers!

1. Take a picture of your family reading a book from this list together.
2. Send your picture with your name to Mrs. Murphy's email at:

murphyk@trinityvalleyschool.org

OR

Print out your picture, write your name on back, attach it to packet.

3. Find your picture on our Summer Reading Wall of Fame!

More Sensational Summer Challenges

* Optional



Keep your brain thinking and have fun with any of these challenges!

Participate in as many of these extra challenges that you want.

You will receive additional rewards and recognition for completing the:

1. Ready for Aaron Reynolds Challenge
2. I Read Every Day! Challenge
3. Summer Fun Boxes Challenge

Ready for Aaron Reynolds!

* Optional Challenge



Aaron Reynolds is visiting our school this fall!

www.aaron-reynolds.com

How many of his books did you read? _____



I Read Every Day!

* Optional Challenge



Complete the “I Read Every Day” Challenge!

- Read something every day this summer.
- Record what you read each day in this log.
- Receive your “I Read Every Day” certificate.

You can include...

Your summer reading books, of course!

Plus...

Picture books, wordless books, chapter books, poems, Mother Goose, graphic novels, comics, jokes, nonfiction books, magazines, newspapers, songs, travel brochures, audio books, signs, menus, cereal boxes, **anything that you can read!**

And...

- You can read on your own **or** with someone!
- It's okay if the same book takes more than one day to read.



June



Write down one thing you read each day.

1	2	3	4
5	6	7	8
9	10	11	12
13	14	15	16
17	18	19	20
21	22	23	24
25	26	27	28
29	30	Wahoo!	



July



Write down one thing you read each day.

1	2	3	4
5	6	7	8
9	10	11	12
13	14	15	16
17	18	19	20
21	22	23	24
25	26	27	28
29	30	31	Keep going!



August



Write down one thing you read each day.

1	2	3	4
5	6	7	8
9	10	11	12
13	14	15	16
17	18	19	20
21	22	23	24
Welcome back!			
25	26	27	28
Time to turn in your summer reading.			
29	30	31	
You Did It! Way to Go!			



Summer Fun Boxes!

* Optional

Earn extra tickets for our Back-to-School Reading Raffle!

Every box you complete in the chart earns a ticket.

You can do these with your family or on your own.

Have a parent initial each box after an activity has been completed.

Perform a play	Learn about another country	Write a letter to someone you know
Put on some music and dance	Make a recipe (get parent permission!)	Visit the public library
Draw a picture	Go to the playground or the park	Go on a walk and take pictures
Play a board game	Learn a story about your family	Go on a scavenger hunt
Visit a museum or the zoo	Learn a new song or dance	Do an act of kindness for someone
Participate in a service project	Learn something about Fort Worth	Create a fort out of blankets